



Inside this issue:

UT ARLINGTON LIBRARY

Holiday Bazaar 3

Hey, What's Cookin'? 4

New Faces 6

Did You Know? 6

Editorial 6

Contributors to December Issue 6


Library Larry 7

UT Arlington Calendar 8

Time Frames

For three years, the treasures of Special Collections have been highlighted in a weekly feature in the Sunday edition of the *Arlington Star-Telegram*. Located in the Arlington (BB) section, *Time Frames* regularly spotlights a photograph, map, or document from our collections. The column provides an opportunity to share Special Collections' extensive holdings with an audience of over 67,000 households in Arlington, Dalworthington Gardens, Grand Prairie, Kennedale, Mansfield, and Pantego, Texas.

This collaborative effort evolved from an article written by O. K. Carter about Special Collections' acquisition of J. W. Dunlop's Photograph Collection in October 2003. Manuscript archivist, Brenda McClurkin, proposed the feature to Carter who enthusiastically presented the suggestion to newspaper executives. The new column was born and took its name from the headline of a second article on the Dunlop photos done by



Santa in Chevrolet

Credit: Truman Bryce photo, W. T. "Hooker" Vandergriff Papers

Santa rides in style in this circa 1948 Chevrolet convertible pictured in a Hooker Vandergriff Chevrolet display window at Center and Division Streets, Arlington. The "For Sale" sign reads: "Eight reindeer and good used sleigh... I just purchased a new Chevrolet!"

Brenda S. McClurkin, *Time Frames*, *Arlington Star-Telegram*, sec. 2BB, December 21, 2003.

Carter's colleague, L. Lamar Williams. McClurkin coordinates *Time Frames* content in conjunction with her fellow Special Collections staff members. Kevin Lyons, Assistant Metro Editor of the *Arlington Star-Telegram*, takes it from there.

A broad spectrum of subjects has been selected for *Time Frames*, drawing from all aspects of the collections. These have been as far-ranging as the frontispiece of the Cabeza de Vaca's *Relación y Comentarios*, 1555; a 1721 map published in

Connections

Time Frames (cont.)

Juan Antonio de la Peña's *Derrotero de la Expedición en la Provincia de los Texas...*; the March 24, 1836 issue of the *Telegraph and Texas Register* reporting the fall of the Alamo; original 1837 parole documents of Mexican Army officers taken prisoner at the Battle of San Jacinto; 1839 Republic of Texas currency; a slave manifest for the steamship *Portland* that sailed to Galveston in mid-July, 1850; a 1911 invitation to a Fourth of July celebration sponsored by the American Colony of Mexico City; 1915 sheet music celebrating the battleship *U.S.S. Texas*; a Neiman Marcus ad for ladies' "Palm Beach Styles" from the December 1919 issue of *Beau Monde: Dallas' Pictorial Weekly*; and a photo of the debris from the Roswell UFO crash in July 1947.

A concerted effort is made to link the *Time Frames* topic to a historic or current event. As an example, the first article was a two-part series which appeared on November 17 and 23, 2003, and commemorated the fortieth anniversary of the assassination of President John F. Kennedy. It featured four *Fort Worth Star-Telegram* photographs of Kennedy's visit to Fort Worth before his arrival

in Dallas and Lee Harvey Oswald's funeral. Holidays have been acknowledged with photos of an Easter egg hunt at Arlington State College in the mid-1950s; Amon G. Carter hosting his traditional Thanksgiving meal for *Star-Telegram* newsboys in 1941; and two small boys riding the Leonard's Department Store monorail during the Christmas season of 1949.

Photographic images are particularly eye-catching, with local Arlington and Fort Worth history as favorite themes. The J. W. Dunlop Photograph Collection is often the source of historic images of Arlington citizens, buildings, businesses, schools, street scenes, and events, while the archive of the *Fort Worth Star-Telegram* is a treasure of Fort Worth and early Texas images. The Basil Clemons Photograph Collection has been tapped for its photos of 1920s store window displays, circus performers, and various other aspects of life in the oil boom-town of Breckenridge.

UT Arlington history has not been overlooked. Images of Carlisle Military Academy football team, 1904-1908; the 85-year history of the student

newspaper, *The Shorthorn* newspaper; Arlington State College's successful bids for the Junior Rose Bowl championships in 1956 and 1957; UTA Olympic gold medalist swimmer, Doug Russell; and a 1982 homecoming bonfire have all been highlighted. Current events at UT Arlington have also been publicized to encourage public participation - President Spaniolo's investiture; a Libraries exhibit featuring Formula SAE racing cars; the Garrett Cartographic History Lectures; and Special Collections exhibitions have all been touted. Even President Spaniolo's political campaign button collection was featured in October 2004 during the national presidential campaign.

Response to *Time Frames* has been very positive. Readers frequently say they clip the articles to keep or mail to others. Many *Time Frames* readers have found their way to Special Collections to use our materials or view exhibitions. Others have found loved ones (or themselves!) pictured in featured photographic images and have called to order a print of the image. Tarrant County Judge, Tom Vandergriff, had the opposite experience. He called about a photo of the

Continued on page 3



Holiday Bazaar

Date: December 13, 2006

Location: Staff Lounge

Time: 10 am—3 pm



We are needing donations of:

- . White Elephant items
- . Baked goods
- . Christmas items

White Elephant items and Christmas items you may bring by to any LSA officer up until December 8th

Baked goods bring the day of the event

For those who donate and/or purchase items we will have a drawing for a gift card to Black Eyed Pea

**Presented by your
Library Staff Association**



Kathleen Marquez-Houston

Time Frames (cont.)

gathering held at the B&B Café in Arlington celebrating his inaugural election as mayor in April 1951. Judge Vandergriff knew he had been at the B&B that evening, but he was not

included in the picture!

Time Frames continues to be a way for Special Collections to reach out to the public and demonstrate the depth of the

collections that they may come, use and enjoy. Pick up a *Sunday Arlington Star-Telegram* and become a regular *Time Frames* reader yourself!

—Brenda S. McClurkin

Connections

Hey, What's Cookin'?

Crock Pot Soup

Debbie Carter



Ingredients:

- 2-3 cups crushed tomatoes
- 2 small cartons or 8 oz. cans of chicken broth
- 1 pound ground turkey – do not brown, just put in raw
- Carton of mushrooms (I love them, just as many as you like)
- Two cups frozen mixed vegetables (I use the ones with the snow peas and baby corn)
- Salt, pepper, thyme, garlic powder
- One chopped or sliced onion

Preparation:

- Combine tomatoes, chicken broth, and turkey in crock pot
- Cook on high for about 4 hours
- After 4 hours add mushrooms, mixed vegetables, salt, pepper, thyme, garlic powder (add spices to your own taste)
- Add onion
- Cook another 4 hours on low

Frijoles a la Charra

Rocky (Raul) Escobedo

Ingredients:

- 1 pound dry pinto beans
- 4 cloves garlic, chopped
- 1 teaspoon salt
- 2 1-pound packages of precooked smoked sausage
- 2 14oz cans of diced tomatoes
- 2 (3.5 ounce) cans diced green chilies
- 1 or 2 bunch(s) of chopped fresh cilantro, depending on preference
- 1 regular bag of spicy pork rinds

Preparation:

- Place pinto beans in a slow cooker, and completely cover with water. Mix in garlic and salt
- Cover, and cook 1 hour on High
- Slice the sausage and place in cooker. Mix in canned tomatoes and canned green chilies, and cook until heated through
- Cover slow cooker, and continue cooking 6-7 hours on Low, until the beans are completely cooked. Mix in the pork rinds and cilantro about 30 minutes before the end of the cook time

My mother used to make this when it would get cold outside and it is excellent for cold weather. It is also one of those things where you can freeze or refrigerate and save it for another day and when you reheat it, it tastes just as good as the day you made it. My mother used to experiment with food a lot on us when we were kids and she did that with this recipe. Eventually she came up with a lot of twists on other recipes and this is one of the many that actually came out well.

I am thinking of going home to El Paso this Christmas break and my mother knows every time I come home for Christmas to have a pot ready, if not, I'll be asking about it when I arrive at their house. I hope anyone that chooses to make this enjoys it as much as I have!

Hey, What's Cookin'? (cont.)

Taco Soup Elizabeth Swift


Ingredients:

2 lbs. hamburger meat	1 tsp. salt
½ tsp. pepper	1 can pinto beans
1 sm. onion, chopped	1 can kidney beans
1 pkg. taco seasoning	1 can hominy
1 cup chopped chilies	1 can corn
1 pkg. dry Ranch dressing	3 cups stewed tomatoes, not drained
	1 ½ cup water

Preparation:

In large Dutch oven, brown meat
Add onions and chilies to browned meat and stir
Stir in the remainder of ingredients
Simmer for about 30 minutes

Serve with salad and cornbread. This is VERY easy to make!



Old-Time Beef Stew Dorothy Woods & Ellen Swift

Ingredients:

2 T. fat	½ tsp. pepper
2 lb. beef chuck (1 ½" cubes)	½ tsp. paprika
1 large onion, sliced	1 to 2 bay leaves
1 clove garlic	Dash of allspice or cloves
4 c. boiling water	6 carrots, quartered
1 T. salt	1 lb. small white onions
1 T. lemon juice	6 medium potatoes, diced
1 tsp. sugar	½ c. cold water
1 tsp. Worcestershire sauce	¼ c. flour

Preparation:

Heat fat (I use oil) in Dutch oven
Add beef and brown on all sides. (It's the browning that gives the stew the rich flavor and color, takes about 20 minutes)
Add onion, garlic, water, salt, lemon juice, sugar, Worcestershire sauce, pepper, paprika, bay leaf, and allspice or cloves
Cover and cook gently (simmer and do not boil)
Cook 2 hours, stirring now and then
When meat is almost done, add vegetables and simmer 30 minutes longer, until tender
Discard garlic and bay leaf

Gravy:

Pour cold water in shaker; add flour, shake to blend
Remove stew from heat
Move meat and vegetables to one side of pan.
Stir in flour mixture
Stir constantly for 5 minutes, until gravy thickens and boils

This recipe is one passed down from my great grandma, to my grandma (Dorothy Woods) and then on to my mom. It was always a favorite in our home when I was growing up. It is good with rolls or cornbread and always sooooo yummy!

Serves 6-8 hungry folks!

—Elizabeth Swift

Connections

New Faces



Chris Nordeman
Library Assistant III
Information Services, Central Library

I am an UT Arlington graduate with a B.A. in Psychology. I recently worked in Irving at the central library. I have experience with ILL, genealogy, as well as general reference. December 17, 2006, will be my first anniversary with my wife Sylvia.

Did You Know?

...that Pope Paul II became an Honorary Harlem Globetrotter in 2000?

—Ann Kelley (verified through e-mail with Brett Meister, Harlem Globetrotters)

Editorial

Farewell! This issue will be my last as editor of *Connections: Library News for Library Staff*. I am assuming the duties of Public Services Librarian in Special Collections and will be responsible for other projects.

During the three years I served as editor, the newsletter made the transition from print to online, introduced new columns, and published an average of 12 pages monthly.

As editor I had the opportunity to participate in events, visit departments and satellite libraries, meet new employees, and in general learn about the UT Arlington Library system. I enjoyed researching new technology, staff development issues, and puzzles and sharing them in the newsletter. Most of all, I appreciated working with the enthusiastic and talented people that contributed articles, cartoons, photos, and ideas.

The newsletter will resume publication when Information Literacy hires a new Library Assistant early next semester.

I would like to thank everyone for a great experience.

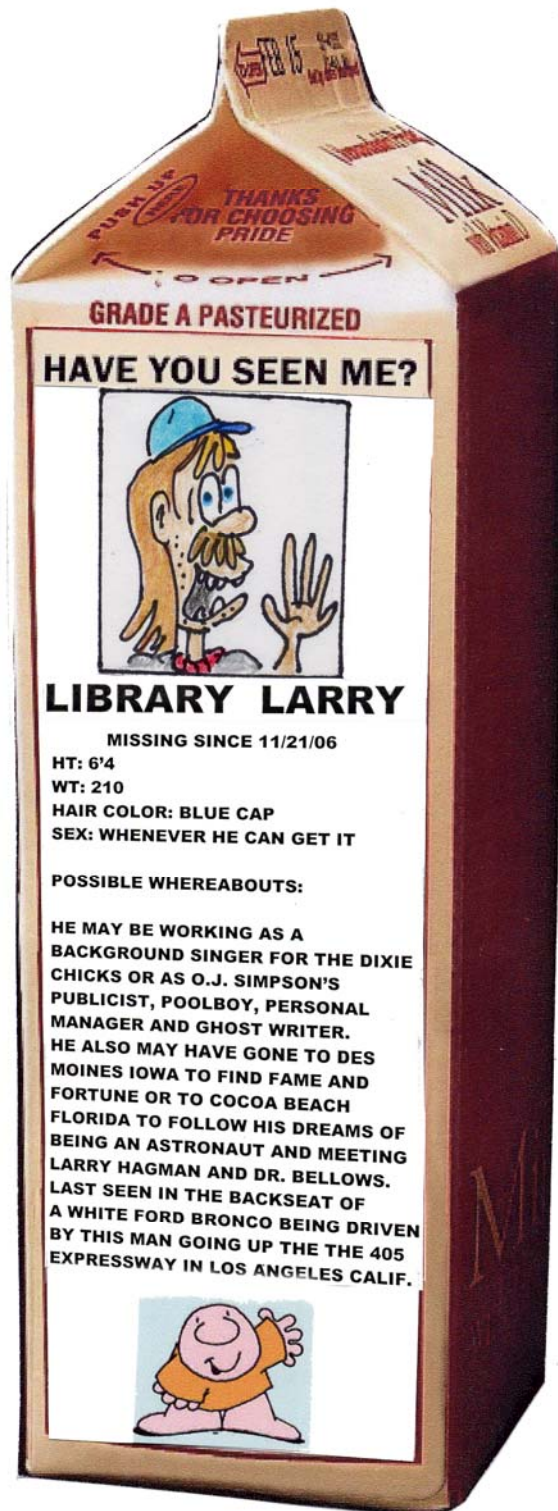
—Lea Worcester

Contributors to December Issue

- Debbie Carter
- Rocky Escobedo
- Ann Kelley
- Brenda S. McClurkin
- Kathleen Marquez-Houston
- Mark Mustacchio
- Chris Nordeman
- Elizabeth Swift

Library Larry

FULL PAGE AD SPONSORED BY THE ASSOCIATION FOR THE MISSING AND EXPLOITED CARTOON CHARACTERS OF AMERICA AND BY THE FRIENDS AND FANS OF LIBRARY LARRY....ALL 2 OF THEM.



**UT Arlington
Library**

702 Planetarium Place

Arlington, TX 76019

Phone: 817.272.3000

Connections is the library staff newsletter published the first week of each month. The newsletter introduces new staff members, highlights departments, reports on library staff events, and is a forum for items of interest.

December 2006

Monday	Tuesday	Wednesday	Thursday	Friday	Sat/Sun
				1	2 3
4	5	6	7	8 Last day of classes	9 10
11	12	13 Final Exams	14	15	16 17
18	19 2:00-4:00. Staff Meeting. Parlor	20	21	22 Winter begins	23 24
25	26	27	28	29	30 31
		Faculty, Staff, Student Holiday			New Year's Eve

Connections is archived online at:

<http://libraries.uta.edu/connections/index.htm>